

The old swings with new jeans

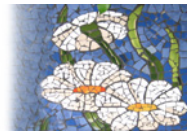
This master-class describes the miraculous transformation of the old and rusty swings into new one with a unique and striking design, with covers made from worn jeans and the frame with a floral pattern.



We highly wanted to renew the lovely old swings. First of all, I bought a paint for metal (with an anti-rust addition) and painted the swings while during their drying sewed a new pallet from the white canvas, on which the new mattresses have to be put. To make the new mattresses I booked the pieces of foam at the upholstery shop.

Dina's Art Works


Mosaic, Decoupage, Painting



I collected old jeans from the home cupboards and cut them aiming to use the "feet" for the swings seat while backsides for the swings back. It took several hours of the painstaking work to sew a couple of mattresses' covers from the four pairs of jeans.



I loved the result. You can put something small in the pocket, e.g. mobile phone, unzip and touch. I'm talking about the foam. And what are you thinking about? Several ribbons were sewn to the mattresses to tie them to the central tube of the swings. It allows their easy removing during a bad weather.

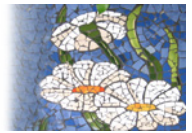


I paid a floral pattern on the dry frame using a ready stencil while certainly it is possible to use your own unique ornament.

Photos and text © Dina Frid

In copying the master class – reference to the source is absolutely obligatory. Please respect the copyright.

<http://www.art-and-science.net/>



The old swing has been renewed. Everyone wants to swing on them!